


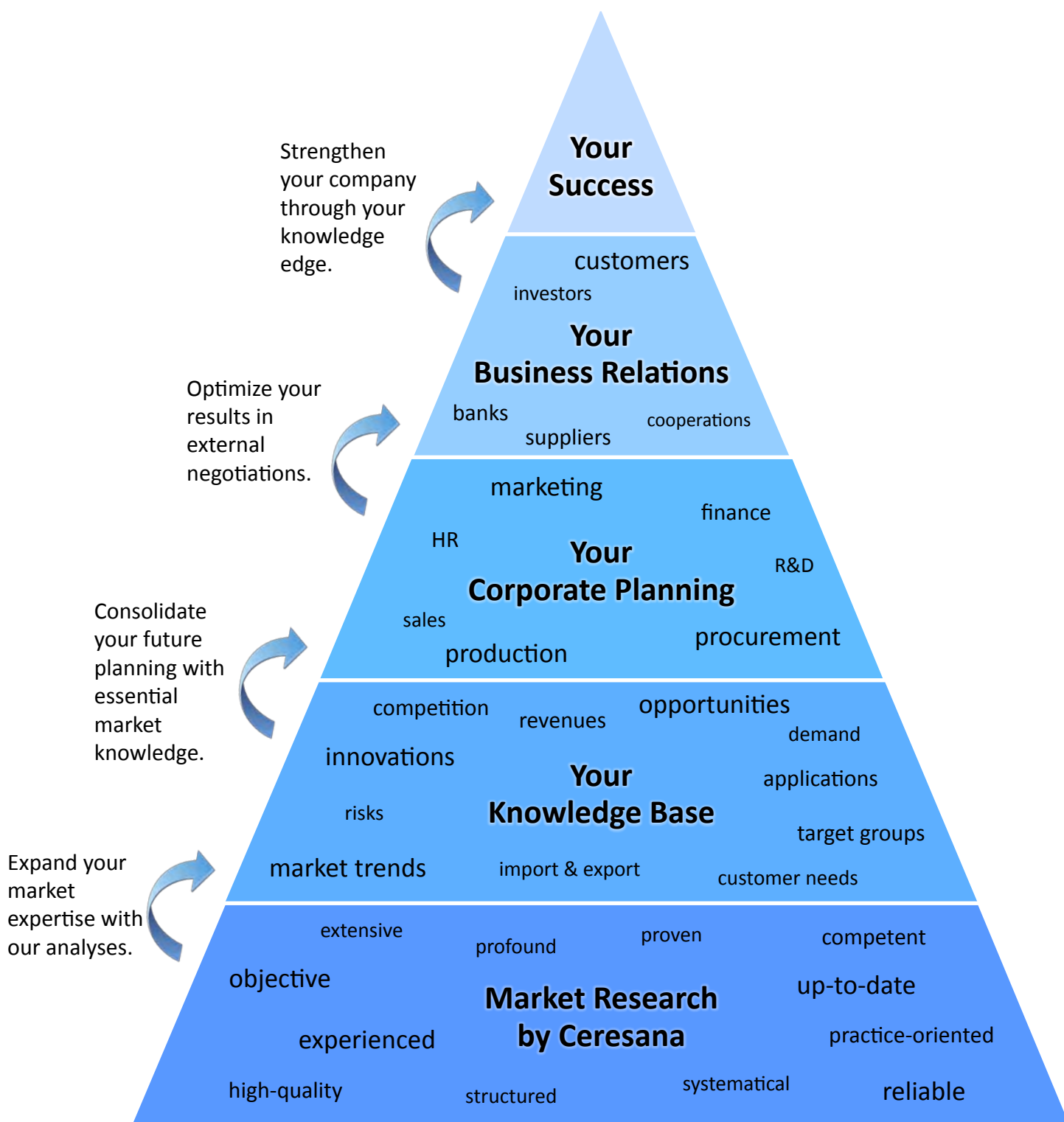
# Market Study: Plastic Caps & Closures - Europe (3<sup>rd</sup> ed.)



## Ceresana – Your Partner in Market Research

As one of the world's leading market research companies, we are specialized in the sectors plastics, chemicals, packaging, and industrial goods.

For 17 years, companies have benefited from our extensive industry analyses and forecasts. Our 170 market reports provide 10,000 customers with the knowledge base for their success.



This brochure provides further information  
on the study “Plastic Caps - Europe (3<sup>rd</sup> ed.)”

## Table of Contents (1/2)

### 1 Market Data

#### 1.1 Europe

- 1.1.1 Demand
- 1.1.2 Production
- 1.1.3 Applications
  - 1.1.3.1 Lemonades (CSD)
  - 1.1.3.2 Water
  - 1.1.3.3 Fruit Juices
  - 1.1.3.4 Other non-alcoholic Beverages
  - 1.1.3.5 Alcoholic Beverages
  - 1.1.3.6 Sauces and Condiments
  - 1.1.3.7 Ready Meals and Convenience Food
  - 1.1.3.8 Dairy Products
  - 1.1.3.9 Spreads and Other Food
  - 1.1.3.10 Cosmetics and Personal Care
  - 1.1.3.11 Pharmaceuticals (OTC)
  - 1.1.3.12 Household Chemicals and Other Applications
- 1.1.4 Closure types
  - 1.1.4.1 Screw Caps
  - 1.1.4.2 Flip-Top and Disc-Top Closures
  - 1.1.4.3 Dispensers and Sprays
  - 1.1.4.4 Lids and Overcaps

### 2 Market Data: Country Profiles

(For each country: production, import, export, and demand split by applications and closure types)

#### 2.1 Europe

- 2.1.1 Austria
- 2.1.2 Belgium
- 2.1.3 Bulgaria
- 2.1.4 Czechia

- 2.1.5 Finland
- 2.1.6 France
- 2.1.7 Germany
- 2.1.8 Greece
- 2.1.9 Hungary
- 2.1.10 Italy
- 2.1.11 Lithuania
- 2.1.12 Poland
- 2.1.13 Portugal
- 2.1.14 Romania
- 2.1.15 Russia
- 2.1.16 Switzerland
- 2.1.17 Slovakia
- 2.1.18 Spain
- 2.1.19 Sweden
- 2.1.20 The Netherlands
- 2.1.21 Turkey
- 2.1.22 United Kingdom
- 2.1.23 Other Europe

### 3 Company Profiles\*

- Austria (2 Producers)
- Belgium (3)
- Bulgaria (1)
- Czechia (1)
- Denmark (1)
- Finland (2)
- France (5)
- Germany (20)
- Italy (15)
- Luxembourg (1)
- Norway (1)
- Portugal (2)
- Russia (1)
- Slovenia (1)
- Spain (3)
- Sweden (2)
- Switzerland (7)
- The Netherlands (4)
- Turkey (1)
- United Kingdom (4)

\*Note: The profiles are assigned to the country in which the company or holding is headquartered. Profiles also include JVs and subsidiaries.

# Market Study: "Plastic Caps & Closures- Europe - Europe (3<sup>rd</sup> ed.)"

## 22 Countries, 77 Producers, 280 Pages, 49 Graphs, 98 Tables, 12/2019

### Summary

**Chapter 1** offers an overview of the European Market for plastic caps and closures, including forecasts until 2026. Data on production and demand volumes as well as on the individual closure types and application areas is listed in clear tables and figures. The data is presented in billion units.

**Chapter 2** offers a detailed analysis of 22 countries (e.g. Russia, Switzerland, and Turkey) with regard to production, demand, as well as import and export. In addition, demand is split by these application areas and closure types:

#### Application Areas:

- Lemonades (CSD)
- Water
- Fruit Juices
- Other non-alcoholic Beverages
- Alcoholic Beverages
- Sauces and Condiments
- Ready Meals and Convenience Food
- Dairy Products
- Spreads and Other Food
- Cosmetics and Personal Care
- Pharmaceuticals (OTC)
- Household Chemicals and Other Applications

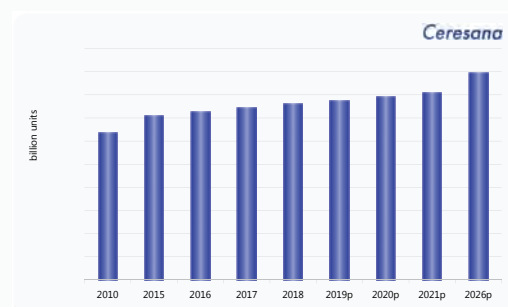
#### Closure types:

- Screw Caps
- Flip-Top and Disc-Top Closures
- Dispensers and Sprays
- Lids and Overcaps

**Chapter 3** presents useful company profiles of the largest manufacturers of plastic caps and closures – neatly arranged according to contact details, revenues, profit, product range, production sites, profile summary, and application areas. In-depth profiles of 77 producers are listed, such as Alpla, Ball, Colep, Coveris, Gerresheimer, Greiner, Guillin, Huhtamaki, Mauser, Nolato, Plastek, RPC, and Tetra Laval.

#### 2.1.17 Switzerland

Demand for plastic caps and closures in Switzerland totaled roughly X billion units in 2018. We forecast total demand to increase by X.X % per year, thus amounting to approx. XXX billion units in 2026.



Graph: Demand for plastic caps and closures in Switzerland from 2010 to 2026

The application area X accounted for the major share of total demand for plastic closures in 2018. In the period from 2018 to 2026, the sector X is likely to achieve the highest percentage increases. Detailed information on the market development of the individual application areas and closure types can be found in the following tables.

in billion units	2010	2015	2016	2017	2018	2019p	2020p	2021p	2026p	2018-2026
Lemonades (CSD)	X	X	X	X	X	X	X	X	X	X% p.a.
Water	X	X	X	X	X	X	X	X	X	X% p.a.
Fruit Juices	X	X	X	X	X	X	X	X	X	X% p.a.
Other Non-Alcoholic Beverages	X	X	X	X	X	X	X	X	X	X% p.a.
Alcoholic Beverages	X	X	X	X	X	X	X	X	X	X% p.a.
Food	X	X	X	X	X	X	X	X	X	X% p.a.
Sauces and Condiments	X	X	X	X	X	X	X	X	X	X% p.a.
Ready Meals and Convenience Food	X	X	X	X	X	X	X	X	X	X% p.a.
Dairy Products	X	X	X	X	X	X	X	X	X	X% p.a.
Spreads and Other Food	X	X	X	X	X	X	X	X	X	X% p.a.
Cosmetics and Personal Care	X	X	X	X	X	X	X	X	X	X% p.a.
Pharmaceuticals (OTC)	X	X	X	X	X	X	X	X	X	X% p.a.
Household Chemicals and Others	X	X	X	X	X	X	X	X	X	X% p.a.
Total	X	X	X	X	X	X	X	X	X	X% p.a.

Table: Demand for plastic caps and closures in Switzerland from 2010 to 2026 – split by applications

in billion units	2010	2015	2016	2017	2018	2019p	2020p	2021p	2026p	2018-2026
Screw Caps	X	X	X	X	X	X	X	X	X	X% p.a.
Flip-Top and Disc-Top	X	X	X	X	X	X	X	X	X	X% p.a.
Dispensers and Sprays	X	X	X	X	X	X	X	X	X	X% p.a.
Lids and Overcaps	X	X	X	X	X	X	X	X	X	X% p.a.
Total	X	X	X	X	X	X	X	X	X	X% p.a.

Table: Demand for plastic caps and closures in Switzerland from 2010 to 2026 – split



Thank you  
for your trust!

We already support more than 10,000 companies in making their operative and strategic decisions with our market analyses.

Our studies are particularly useful for:

Producers, processors, traders, suppliers,  
as well as engineering companies

Associations, institutes, consultants, and  
investors

Executive boards, finance, business  
development, strategic planning, market  
research, marketing, sales, distribution,  
R&D, and procurement



We are your partner for  
market research.

The list includes a selection of our current market studies. By clicking on the respective topic, you will receive further details:

**Mobility**

[Automotive Coatings - World](#)  
[Automotive Plastics - Europe](#)  
[Automotive Plastics - World](#)  
[Hybrid & Electric Cars - Europe](#)

**Chemicals**

[Biocides - World](#)  
[Carbon Black - World](#)  
[Chelating Agents - World](#)  
[Fillers - Europe](#)  
[Fillers - World](#)  
[Flame Retardants - World](#)  
[Pigments - World](#)  
[Plastic Additives - World](#)  
[Plasticizers - World](#)  
[Solvents - World](#)  
[Stabilizers - World](#)  
[Surfactants - World](#)  
[Titanium Dioxide \(TiO2\) - World](#)

**Plastics**

[Composites \(CFRP & GFRP\) - World](#)  
[Engineering Plastics - World](#)  
[Expandable Polystyrene \(EPS\) - World](#)  
[Masterbatches - World](#)  
[Plastics - Europe](#)  
[Plastics - World](#)  
[Polyethylene \(HDPE\) - World](#)  
[Polyethylene \(LDPE\) - World](#)  
[Polyethylene \(LLDPE\) - World](#)  
[Polypropylene - World](#)  
[Polystyrene & EPS - World](#)  
[Polyvinyl Chloride \(PVC\) - World](#)  
[Silicones - World](#)  
[Synthetic Rubber - World](#)  
[Thermoplastic Elastomers \(TPE\) - World](#)

**Bio-Economy**

[Biobased Packaging - World](#)  
[Bioplastics - World](#)  
[Polylactic Acid \(PLA\) - World](#)  
[Starch Based Plastics - World](#)

**Industry**

[Adhesives - Europe](#)  
[Adhesives - World](#)  
[Insulation Material - Europe](#)  
[Insulation Material - World](#)  
[Paints & Coatings - Europe](#)  
[Paints & Coatings - World](#)  
[Plastic Extrusion - Europe](#)  
[Plastic Injection - Europe](#)  
[Plastic Pipes - Europe](#)  
[Plastic Pipes - World](#)  
[Plastic Windows - World](#)  
[Printing Inks - Europe](#)  
[Printing Inks - World](#)  
[Windows & Doors - Europe](#)

**Packaging**

[Bags, Sacks & Pouches - Europe](#)  
[Bags, Sacks & Pouches - World](#)  
[Corrugated Board & Solid Board - Europe](#)  
[Flexible Packaging - Europe](#)  
[Food Packaging - Europe](#)  
[Labels - Europe](#)  
[Plastic Caps & Closures - Europe](#)  
[Plastic Caps & Closures - World](#)  
[Plastic Containers - Europe](#)  
[Plastic Films - Europe](#)  
[Plastic Films - World](#)  
[Plastic Packaging for Cosmetics - Europe](#)  
[Rigid Metal Packaging - Europe](#)  
[Rigid Plastic Packaging - World](#)