

# Market Study: Paints & Coatings

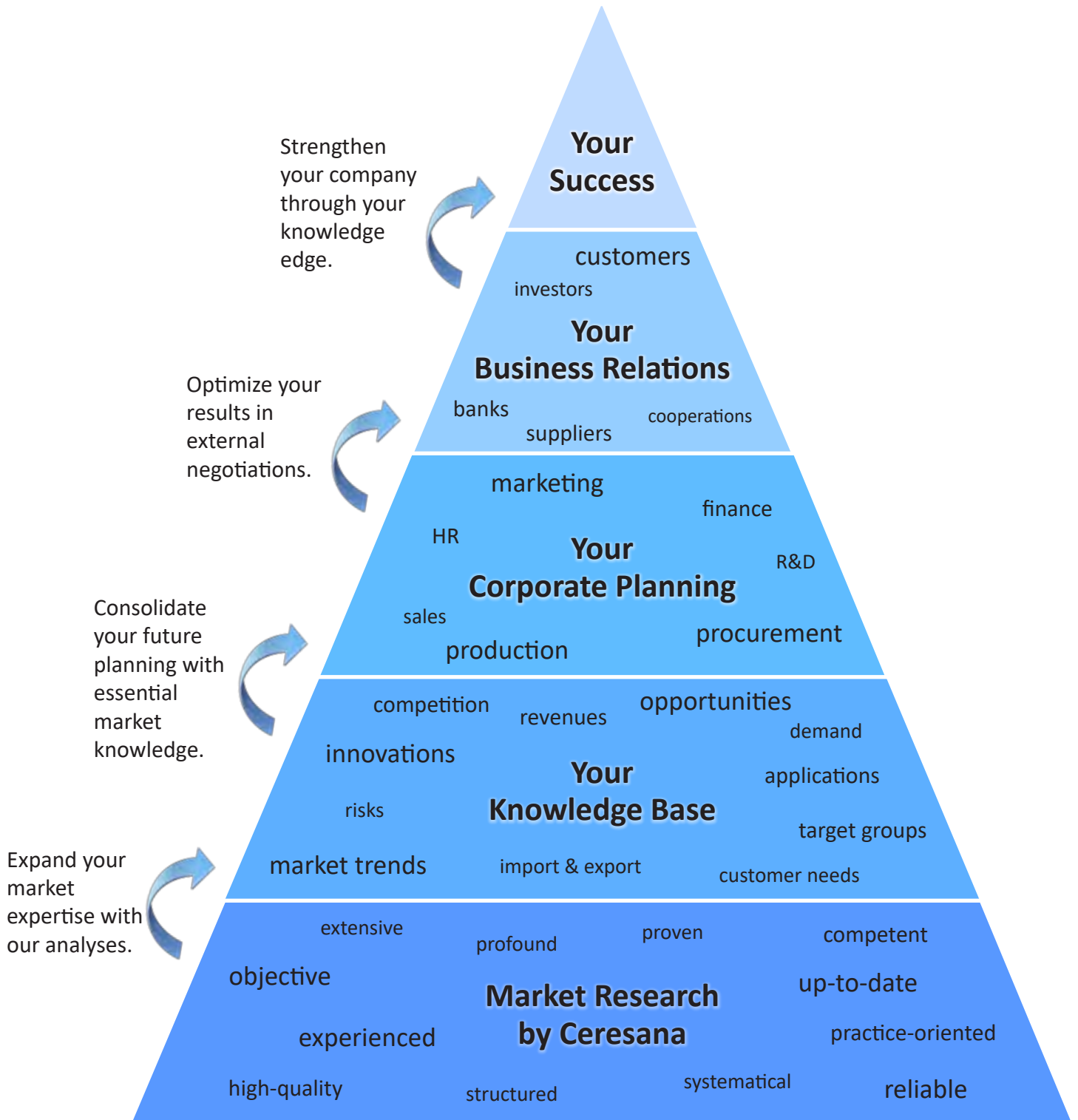


World Report (5<sup>th</sup> edition)

## Ceresana – Your Partner in Market Research

As one of the world's leading institutes for market research, we have been specializing in the areas mobility, chemicals, plastics, packaging, and industrial goods for the past 20 years.

10.000 customers have already benefited from our analyses and forecasts. You too can choose from our wide range of market studies to gain the knowledge base for your company success!



# This brochure provides further information on the study “Paints & Coatings - World (5<sup>th</sup> edition)”

## Table of Contents (1/2)

### 1 Market Data: Regions

#### 1.1 World

- 1.1.1 Demand
- 1.1.2 Revenues
- 1.1.3 Production
- 1.1.4 Applications
  - 1.1.4.1 Construction
  - 1.1.4.2 Industry –  
Coil Coating
  - 1.1.4.3 Industry – Other  
Industry Products
  - 1.1.4.4 Transportation –  
OEM Coatings
  - 1.1.4.5 Transportation –  
Refinish
  - 1.1.4.6 Transportation –  
Marine Paints
  - 1.1.4.7 Wood Processing
  - 1.1.4.8 Others

#### 1.1.5 Product Types

- 1.1.5.1 Vinyl
- 1.1.5.2 Acrylic
- 1.1.5.3 Alkyd
- 1.1.5.4 Epoxy
- 1.1.5.5 Polyurethane
- 1.1.5.6 Polyester
- 1.1.5.7 Other Polymers
- 1.1.5.8 Other Products

#### 1.1.6 Technologies

- 1.1.6.1 Waterborne
- 1.1.6.2 Solvent-borne
- 1.1.6.3 Powder coatings
- 1.1.6.4 Others

#### 1.2 Western Europe

- 1.2.1 Demand
- 1.2.2 Revenues
- 1.2.3 Production
- 1.2.4 Applications, Products,  
and Technologies

#### 1.3 Eastern Europe

- 1.3.1 Demand
- 1.3.2 Revenues
- 1.3.3 Production
- 1.3.4 Applications, Products,  
and Technologies

#### 1.4 North America

- 1.4.1 Demand
- 1.4.2 Revenues
- 1.4.3 Production
- 1.4.4 Applications, Products,  
and Technologies

#### 1.5 South America

- 1.5.1 Demand
- 1.5.2 Revenues
- 1.5.3 Production
- 1.5.4 Applications, Products,  
and Technologies

#### 1.6 Asia-Pacific

- 1.6.1 Demand
- 1.6.2 Revenues
- 1.6.3 Production
- 1.6.4 Applications, Products,  
and Technologies

#### 1.7 Middle East

- 1.7.1 Demand
- 1.7.2 Revenues
- 1.7.3 Production
- 1.7.4 Applications, Products,  
and Technologies

#### 1.8 Africa

- 1.8.1 Demand
- 1.8.2 Revenues
- 1.8.3 Production
- 1.8.4 Applications, Products,  
and Technologies

## Table of Contents (2/2)

### 2 Market Data: Countries

(For each country: revenues, production, trade as well as demand split by applications, types & technologies)

#### 2.1 Western Europe

- 2.1.1 France
- 2.1.2 Germany
- 2.1.3 Italy
- 2.1.4 Spain
- 2.1.5 United Kingdom
- 2.1.6 Other Western Europe

#### 2.2 Eastern Europe

- 2.2.1 Poland
- 2.2.2 Russia
- 2.2.3 Turkey
- 2.2.4 Other Eastern Europe

#### 2.3 North America

- 2.3.1 Canada
- 2.3.2 Mexico
- 2.3.3 USA

#### 2.4 South America

- 2.4.1 Brazil
- 2.4.2 Other South America

#### 2.5 Asia-Pacific

- 2.5.1 China
- 2.5.2 India
- 2.5.3 Japan
- 2.5.4 South Korea
- 2.5.5 Other Asia-Pacific

### 3 Company Profiles\*

#### 3.1 Western Europe

- Austria (3 Producers)
- Denmark (2)
- Finland (2)
- France (3)
- Germany (20)
- Italy (5)
- Norway (1)
- Portugal (1)
- Spain (3)
- Switzerland (5)
- The Netherlands (2)

#### 3.2 Eastern Europe

- Russia (2)
- Turkey (3)

#### 3.3 North America

- Canada (2)
- USA (17)

#### 3.4 South America

- Brazil (3)
- Colombia (1)
- Venezuela (1)

#### 3.5 Asia-Pacific

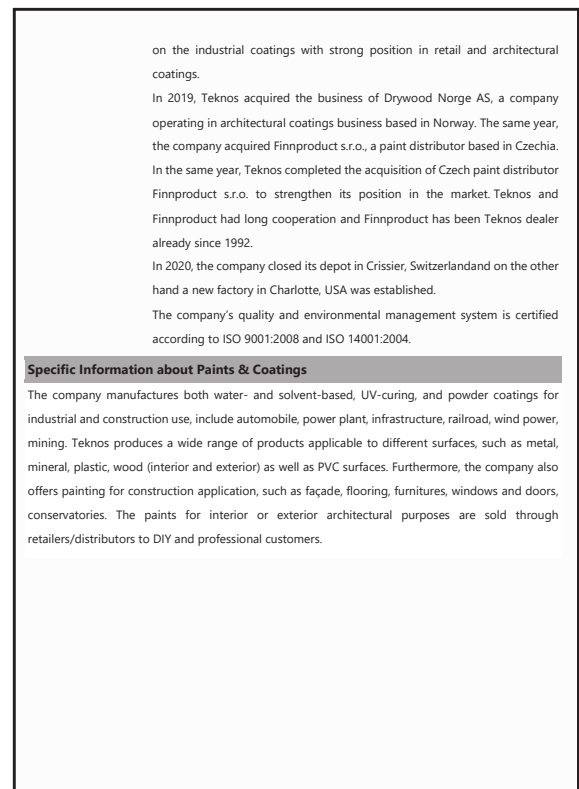
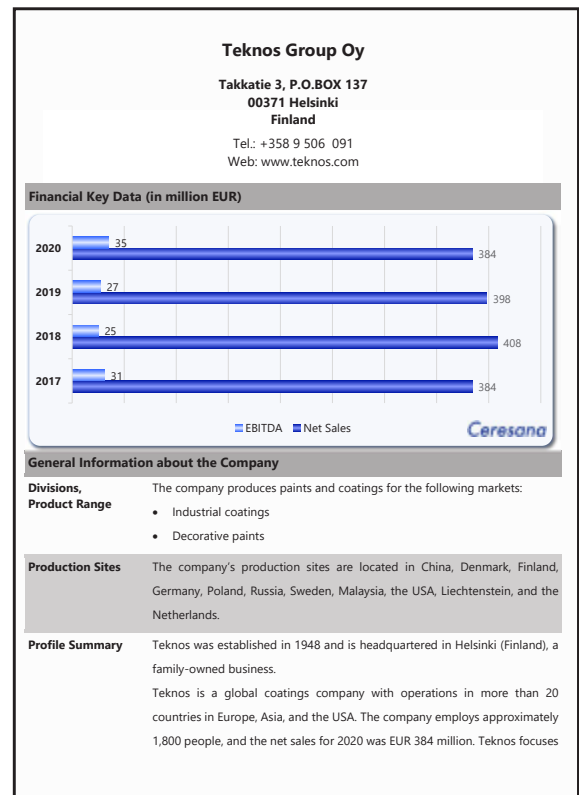
- China (9)
- India (4)
- Japan (16)
- Pakistan (1)
- Philippines (1)
- South Korea (5)
- Taiwan (1)
- Thailand (1)

#### 3.6 Middle East

- Israel (2)
- United Arab Emirates (1)

#### 3.7 Africa

- Egypt (2)



\*Note: The profiles are assigned to the country in which the company or holding is headquartered. Profiles also include JVs and subsidiaries.

# Market Study: "Paints & Coatings - World (5<sup>th</sup> edition)"

16 Countries, 119 Producers, 420 Pages, 86 Graphs, 165 Tables, 02/2022

## Summary

**Chapter 1** analyzes the global market for paints and coatings – including forecasts up to 2030: the development of revenues, demand & production are outlined for each world region. The market figures on consumption are split into applications, product types, and technologies. The regional markets for paints and coatings are split into and analyzed by the following applications:

- Construction
- Industry
- Transportation
- Wood Processing
- Others

Additionally, demand for each product type is examined separately – broken down into:

- Acrylics
- Vinyls
- Alkyd
- Epoxy
- Polyurethane (PUR)
- Polyester
- Other polymers
- Other products.

In **Chapter 2**, 16 countries are analyzed in detail according to demand of paints and coatings, export, import, production, and revenues. Furthermore, the data relating to application areas will be examined for each country. The market data on consumption volumes per country are analyzed according to the individual paint types and technologies:

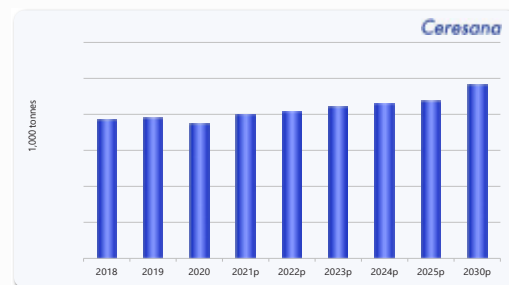
- Waterborne
- Solvent-borne
- Powder coatings
- Others.

**Chapter 3** offers a useful index of 119 major manufacturers of paints and coatings, clearly organized according to contact details, revenues, profits, product range, production sites and a brief company profile. The featured companies include 3M, Akzo Nobel, Altana, Axalta, BASF, Fuller, Hempel, Kansai, KCC, Knauf, Nippon Paint, PPG, RPM, and Sherwin-Williams.

### 2.4.1 Brazil

#### 2.4.1.1 Demand and Revenues

The demand for paints and coatings amounted to approx. X million tonnes in 2020. We expect the market volume to increase by X% p.a. to approx. X million tonnes in 2030.



Graph 73: Demand for paints and coatings in Brazil from 2018 to 2030

The civil engineering sector came through the 2020 pandemic poorly and, despite great potential, faces significant challenges. The main problem is the lack of financial resources of the state, which leads to a decrease in public spending on infrastructure projects. Nevertheless, in order to reduce the investment backlog, the state is increasingly relying on the private sector, which it wants to involve through...

Revenues	2018	2019	2020	2021p	2022p	2023p	2024p	2025p	2030p	2020-2030
billion USD	X	X	X	X	X	X	X	X	X	X % p.a.
billion EUR	X	X	X	X	X	X	X	X	X	X % p.a.

Table 1: Revenues generated with paints and coatings in Brazil from 2018 to 2030, in billion USD and billion EUR

in 1,000 tonnes	2018	2019	2020	2021p	2022p	2023p	2024p	2025p	2030p	2020-2030
Construction	X	X	X	X	X	X	X	X	X	X % p.a.
Industry	X	X	X	X	X	X	X	X	X	X % p.a.
Transportation	X	X	X	X	X	X	X	X	X	X % p.a.
Wood Processing	X	X	X	X	X	X	X	X	X	X % p.a.
Others	X	X	X	X	X	X	X	X	X	X % p.a.
<b>Total</b>	<b>X</b>	<b>X</b>	<b>X</b>	<b>X</b>	<b>X</b>	<b>X</b>	<b>X</b>	<b>X</b>	<b>X</b>	<b>X % p.a.</b>

Table 132: Demand for paints and coatings in Brazil from 2018 to 2030 – split by applications

in 1,000 tonnes	2018	2019	2020	2021p	2022p	2023p	2024p	2025p	2030p	2020-2030
Vinyls	X	X	X	X	X	X	X	X	X	X % p.a.
Acrylics	X	X	X	X	X	X	X	X	X	X % p.a.
Alkyd	X	X	X	X	X	X	X	X	X	X % p.a.
Epoxy	X	X	X	X	X	X	X	X	X	X % p.a.
Polyurethane	X	X	X	X	X	X	X	X	X	X % p.a.
Polyester	X	X	X	X	X	X	X	X	X	X % p.a.
Other Polymers	X	X	X	X	X	X	X	X	X	X % p.a.
Other Products	X	X	X	X	X	X	X	X	X	X % p.a.
<b>Total</b>	<b>X</b>	<b>X</b>	<b>X</b>	<b>X</b>	<b>X</b>	<b>X</b>	<b>X</b>	<b>X</b>	<b>X</b>	<b>X % p.a.</b>

Table 132: Demand for paints and coatings in Brazil from 2018 to 2030 – split by applications

in 1,000 tonnes	2018	2019	2020	2021p	2022p	2023p	2024p	2025p	2030p	2020-2030
Waterborne	X	X	X	X	X	X	X	X	X	X % p.a.
Solvent-borne	X	X	X	X	X	X	X	X	X	X % p.a.
Powder Coatings	X	X	X	X	X	X	X	X	X	X % p.a.
Others	X	X	X	X	X	X	X	X	X	X % p.a.
<b>Total</b>	<b>X</b>	<b>X</b>	<b>X</b>	<b>X</b>	<b>X</b>	<b>X</b>	<b>X</b>	<b>X</b>	<b>X</b>	<b>X % p.a.</b>

Table 132: Demand for paints and coatings in Brazil from 2018 to 2030 – split by applications

## Your advantages at a glance

1. Adequately assess new projects, investments and product innovations with the newest information.
2. Gain a holistic insight into your industry – that way, you can plan and implement your strategies even more effectively.
3. Discover which markets hold the biggest opportunities for your company and thus gain a decisive competitive advantage.
4. Identify chances and risks early on – in upstream and downstream markets.
5. Benefit from the industry knowledge of our experienced team of experts
6. Draw on reliable forecasts on countries, application areas and products for successful business planning.
7. Strengthen your negotiation powers and gain new business partners.
8. Find out which global and regional developments influence supply and demand.

## Our studies are particularly useful for:

- Producers, processors, traders, suppliers, as well as engineering companies
- Associations, institutes, consultants, banks, investors, founders, freelancers, entrepreneurs, and service providers
- Executive boards, finance, business development, strategic planning, market research, marketing, sales, distribution, R&D, and procurement



Free Samples



Thank you  
for your trust!



Ceresana  
Mainastr. 34  
78464 Konstanz  
Germany



++49 7531 94297 0



[info@ceresana.com](mailto:info@ceresana.com)



[www.ceresana.com](http://www.ceresana.com)

If you have any questions,  
please do not hesitate to contact us.



The list includes a selection of our current market studies. By clicking on the respective topic, you will receive further details:

Mobility

[Automotive Coatings - World](#)  
[Automotive Plastics - Europe](#)  
[Automotive Plastics - World](#)  
[Hybrid & Electric Cars - Europe](#)

[Biobased Packaging - World](#)  
[Bioplastics - World](#)  
[Polylactic Acid \(PLA\) - World](#)  
[Starch Based Plastics - World](#)

Bio-Economy

Chemicals

[Biocides - World](#)  
[Carbon Black - World](#)  
[Chelating Agents - World](#)  
[Fillers - Europe](#)  
[Fillers - World](#)  
[Flame Retardants - World](#)  
[Pigments - World](#)  
[Plastic Additives - World](#)  
[Plasticizers - World](#)  
[Solvents - World](#)  
[Stabilizers - World](#)  
[Surfactants - World](#)  
[Titanium Dioxide \(TiO2\) - World](#)

[Adhesives - Europe](#)  
[Adhesives - World](#)  
[Insulation Material - Europe](#)  
[Insulation Material - World](#)  
[Paints & Coatings - Europe](#)  
[Paints & Coatings - World](#)  
[Plastic Extrusion - Europe](#)  
[Plastic Injection - Europe](#)  
[Plastic Pipes - Europe](#)  
[Plastic Pipes - World](#)  
[Plastic Windows - World](#)  
[Printing Inks - Europe](#)  
[Printing Inks - World](#)  
[Windows & Doors - Europe](#)

Industry

Plastics

[Composites \(CFRP & GFRP\) - World](#)  
[Engineering Plastics - World](#)  
[Expandable Polystyrene \(EPS\) - World](#)  
[Masterbatches - World](#)  
[Plastics - Europe](#)  
[Plastics - World](#)  
[Polyethylene \(HDPE\) - World](#)  
[Polyethylene \(LDPE\) - World](#)  
[Polyethylene \(LLDPE\) - World](#)  
[Polypropylene - World](#)  
[Polystyrene & EPS - World](#)  
[Polyvinyl Chloride \(PVC\) - World](#)  
[Silicones - World](#)  
[Synthetic Rubber - World](#)  
[Thermoplastic Elastomers \(TPE\) - World](#)

[Bags, Sacks & Pouches - Europe](#)  
[Bags, Sacks & Pouches - World](#)  
[Corrugated Board & Solid Board - Europe](#)  
[Flexible Packaging - Europe](#)  
[Food Packaging - Europe](#)  
[Labels - Europe](#)  
[Plastic Caps & Closures - Europe](#)  
[Plastic Caps & Closures - World](#)  
[Plastic Containers - Europe](#)  
[Plastic Films - Europe](#)  
[Plastic Films - World](#)  
[Plastic Packaging for Cosmetics - Europe](#)  
[Rigid Metal Packaging - Europe](#)  
[Rigid Plastic Packaging - World](#)

Packaging

To our Store

